

## 12位输入端子模块

12 bit input terminal block

### ● 特点 Features

本接线板为终端输入型插口板，对应各种终端输入信号连接使用；  
配有8组3P信号输入口，可接入2线制或3线制信号；  
使用10P端子台与控制器端连接，方便进行远程控制使用；  
采用动作LED显示，动作状态一目了然；  
配合本公司本系列其它产品，完全实现高效率省配线的连接。

This terminal board is a terminal input panel, applicable to the connection of all kinds of terminal input signals;  
It has 8 sets of 3pin signal input ports which can accept 2-wire or 3-wire system signals;  
A 10pin terminal block is used to connect the controller, convenient for remote control;  
Utilizes LED display to display operating status.  
When used in combination with other B series products, it can increase the efficiency of wiring work and saves time;

### ● 部品详细参数 Parts detailed parameters

MIL 插孔连接器	主体材料 Body Material	PBT V-0防火等级	参考标准 Reference Standard	UL
端子材料 Terminal Material	铜合金		额定电流 Rated current	2.0A
电镀层 Plating	针角镀金		接触电阻 Contact resistance	<20毫欧
欧式接线端子	主体材料 Body Material	PA 66V-0防火等级	认证 Authenticate	
	端子材料 Terminal Material	磷铜	额定电流 Rated current	10A
	电镀层 Plating	镀锡	扭矩 Torque	0.4NM(3.5lb-in)
端子主体	主体材料 Body Material	PA 66V-0防火等级	认证 Authenticate	CE
	端盖材料 Cover Material	PC V-0防火等级	固定螺丝材料 Fixing screws Material	SUS304
	扣件 Fasteners	PC V-0防火等级	PCB板材料 PCB board material	FR-4

### ● 发货日期 Ship Date

17:00前订购的库存品可以当日发货	1~8个 1-8 pcs	9个以上 More than 9pcs
次日(当日)发货 1-2 day	另定发货时间 Agreed by both parties	

Delivery immediately with confirmed order before 17:00PM day off when there is stock in the warehouse


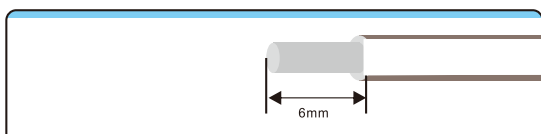
1. 最小起订量1个正常交期7~10天；
  2. 特殊产品交期20天以上；
  3. 非损耗品非人为损坏，一年包换，5年包修；
- 1: MOQ 1 PCS delivery date 7-10 days for regular models  
2: more than 20 days for customized models  
3: Guarantee: one year refundable and 5 year warranty under condition of non-human forces damage

### ● 关联产品 Related products

L110-2  
L110-2D

注：见本册缆线系列

### ● 剥线长度 Wire stripping Recommendation



S085

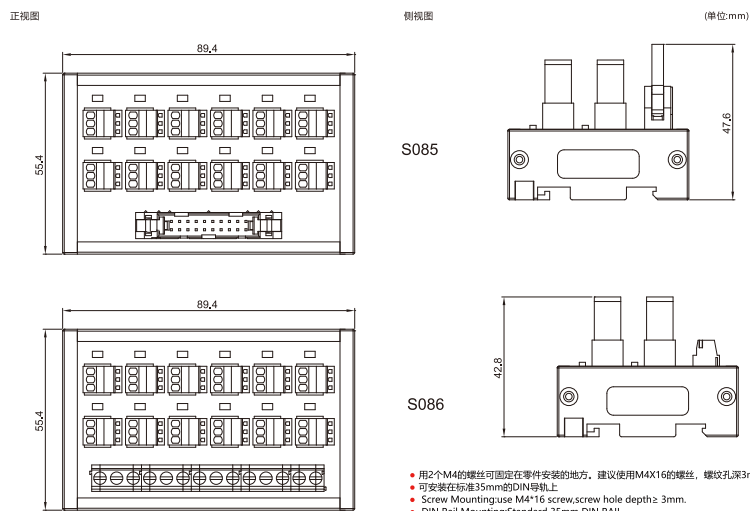
S086



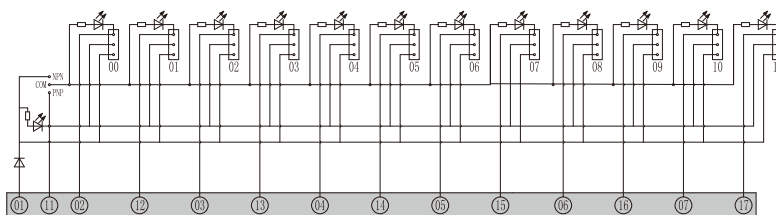
### ● 输入侧额定值/性能 Rated current and voltage specification

额定电流 Nominal operating current	1A
额定电压 Nominal coil voltage	DC24V
适合电线 For wire	1.5 mm <sup>2</sup> Following / AWG16

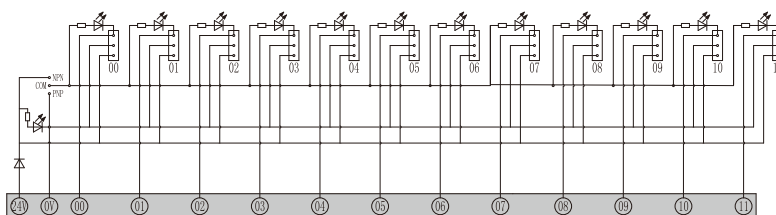
### 外形图 Dimensions



### 配线图 Wiring Diagram



S085



S086